

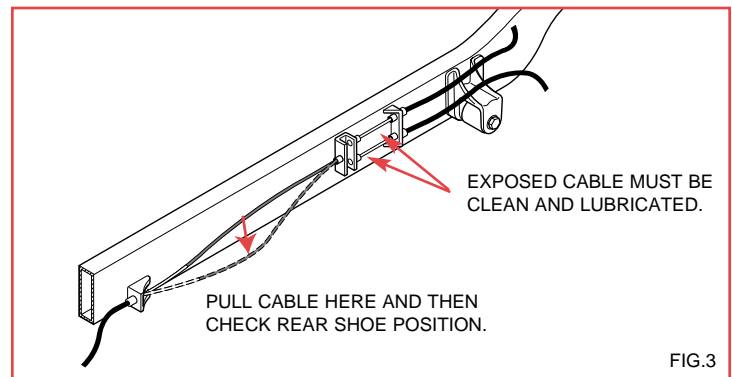
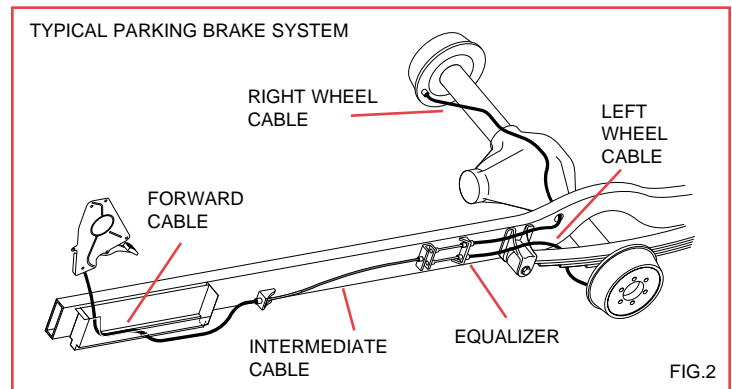
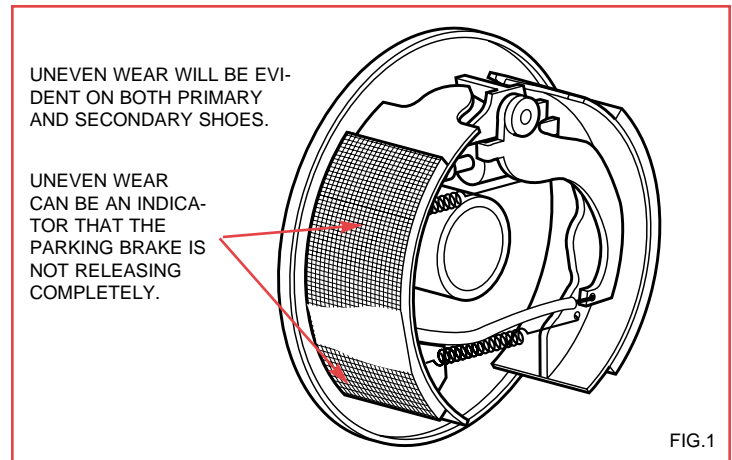
FORD LIGHT TRUCK REAR DRUM INSTALLATION PROBLEMS OR SEVERE BRAKE DRAG

Rear brake shoe performance and wear can be adversely affected if the parking brake is not releasing properly. Often this is not discovered until the brakes are replaced and there is difficulty installing the drums. And then, the new friction is commonly blamed for this situation.

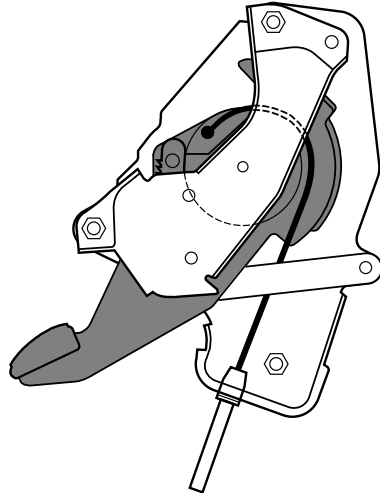
Other symptoms of a problem that can be related to the parking brake are accelerated wear, an unusual wear pattern on the shoe, brake shoe drag, and difficulty removing the drum for inspection.

If the parking brake is partially engaged, it will force the brake shoe off the anchor and create a continuous drag of the shoe against the drum. This can cause noise, premature rear brake lock-up and hot spots in the drum. This will eventually create a wear pattern on the shoe. The amount of brake drag created will depend on the shoe adjustment and cable restriction. Even a high amount of brake drag may go unnoticed by the driver. Also, if new shoes are installed, they may not fit correctly.

Note the condition of exposed cable. Clean and lubricate the cable. Application and release of the parking brake can be severely limited by a corroded cable. To check to see if the parking brake is releasing completely, pull down on the intermediate cable as shown in figure 3. Release the cable and look to see if the brake shoes have returned to their at rest position. Make sure that the shoe rests against the anchor pin.



TYPICAL FORD "PRESS TO APPLY-
PRESS TO RELEASE" PARKING BRAKE
ACTUATOR.



RELEASED PEDAL
POSITION

THE SELF ADJUSTING MECHANISM
BUILT INTO THE FOOT PEDAL ASSEM-
BLY MAY PREVENT A COMPLETE
RELEASE.

NOTE: SELF ADJUSTER
WHEEL AND CABLE
POSITION.

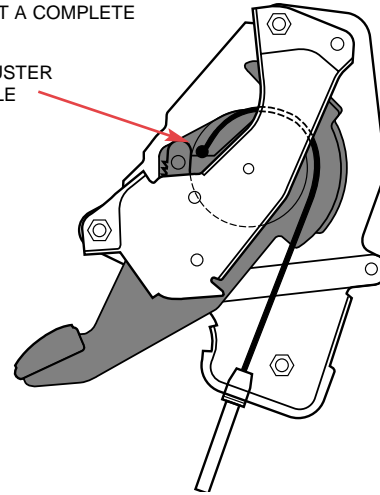


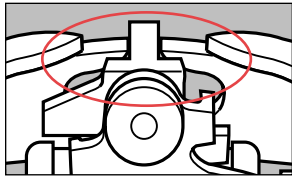
FIG.4

Parking cable release can be affected by the improper operation of the passenger compartment actuator. The "press to apply-press to release" type can maintain tension on the cable while appearing to be released. The self adjuster built into this brake pedal assembly may not release properly.

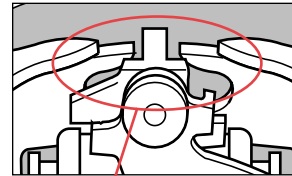
If the pedal does not return completely, figure 4, there will still be tension in the cable assembly going to the rear wheels.

Tension in the brake cable assembly will cause partial application of parking brake as shown in figure 5. Parking brake release can be observed if the cable is actuated as shown in figure 3 and movement of the lever and shoes is noted as shown in figure 5.

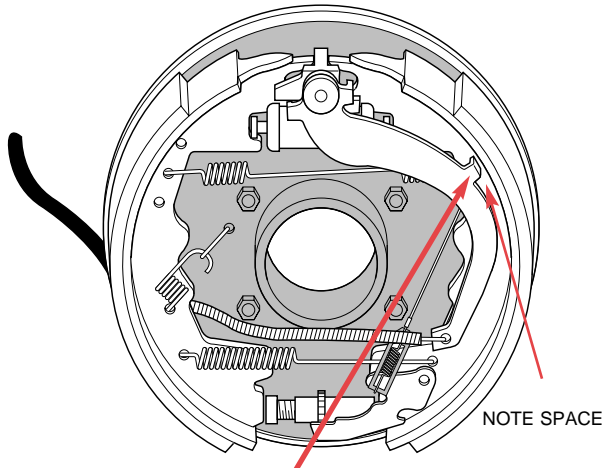
BRAKE CABLE FULLY RELEASED



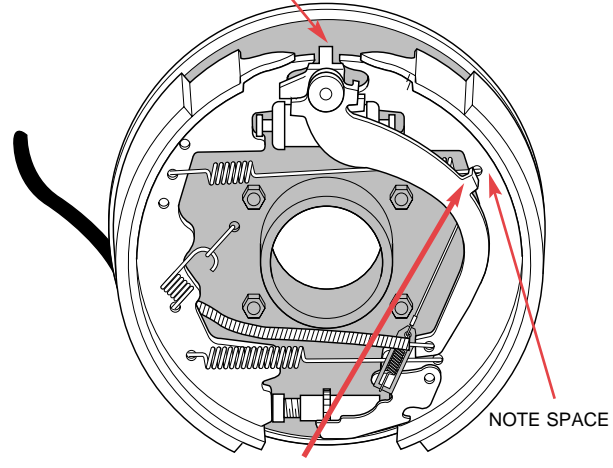
BRAKE CABLE PARTIALLY RELEASED



NOTE SPACE



NOTE POSITION OF LEVER RELATIVE TO
SECONDARY SHOE



NOTE POSITION OF LEVER RELATIVE TO
SECONDARY SHOE

FIG.5